


# Cierra™


Instructions  
for headlamp



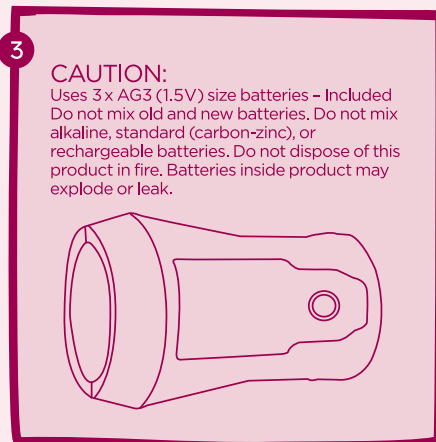
our  
generation®



1 Open the battery cover with a screwdriver.  
(Phillips screwdriver not included)

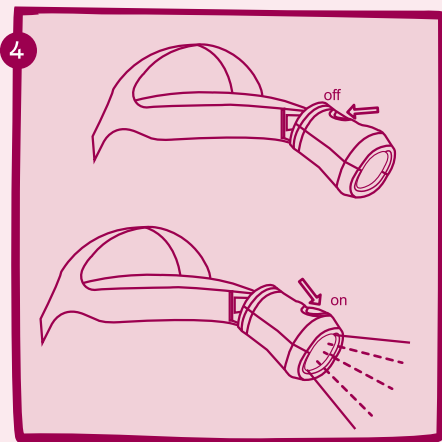


2 Install 3 x AG3 (1.5V) batteries and  
follow the polarity orientation, as shown.



3 **CAUTION:**  
Uses 3 x AG3 (1.5V) size batteries - Included  
Do not mix old and new batteries. Do not mix  
alkaline, standard (carbon-zinc), or  
rechargeable batteries. Do not dispose of this  
product in fire. Batteries inside product may  
explode or leak.

Close the battery cover with a screwdriver.



4 To activate light,  
slide switch to "ON"

Please remove all  
packaging materials  
before giving to children.

**ATTENTION:**  
When the module's functions lose performance,  
follow instructions carefully to install new batteries.



BD31320

age  
3+



**WARNING:**  
**CHOKING HAZARD** - Small parts.  
Not for children under 3 years.